CERTITOIT ELECTRIQUE

Notice de montage

Parc SEGRO – ZAC de Lamirault – 42 rue de Lamirault – CS20762 – 77090 COLLEGIEN- Tél. : 01 60 37 79 50 – Fax. : 01 60 37 79 89

Composition du kit de fixation des vérins électriques :

2 x



2 x

2 vis M8*30

2 x écrous M8

2 x

2 x

2 x

10 vis TH 6*45

Boite de raccordement sur OTF-BAI BAI V 09659-9A

Electronique tandem 24 211-0

1. MONTAGE DES CONSOLES

PRE-PERÇAGES ET POSE DES CHAPES REALISES EN USINE

INTERIEUR DORMANT

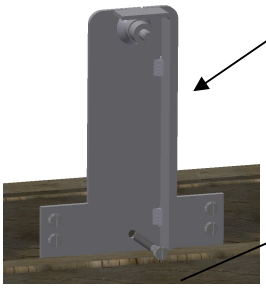

Renfort côté paumelles

10 x TH 6*45

Fixation contre plaque sur dormant en usine

EXTERIEUR DORMANT



2. POSE DU DENFC

A. DEMONTER L'OUVRANT

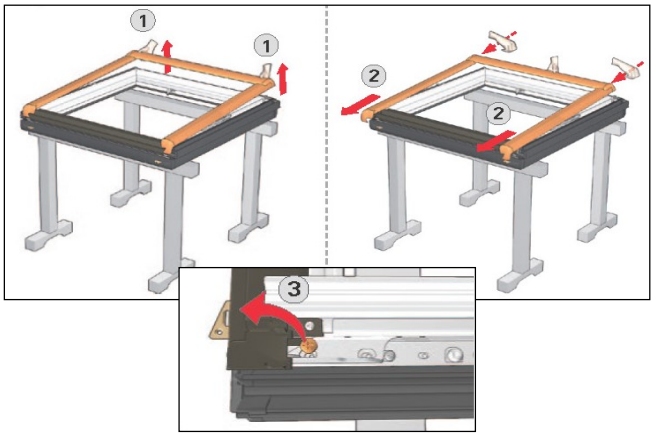

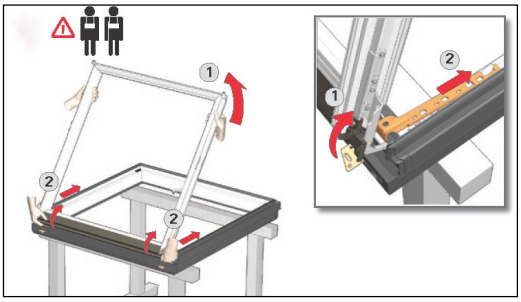

Parc SEGRO – ZAC de Lamirault – 42 rue de Lamirault – CS20762 – 77090 COLLEGIEN- Tél. : 01 60 37 79 50 – Fax. : 01 60 37 79 89

B. FIXER LES EQUERRES

8 x Ø 4 * 30

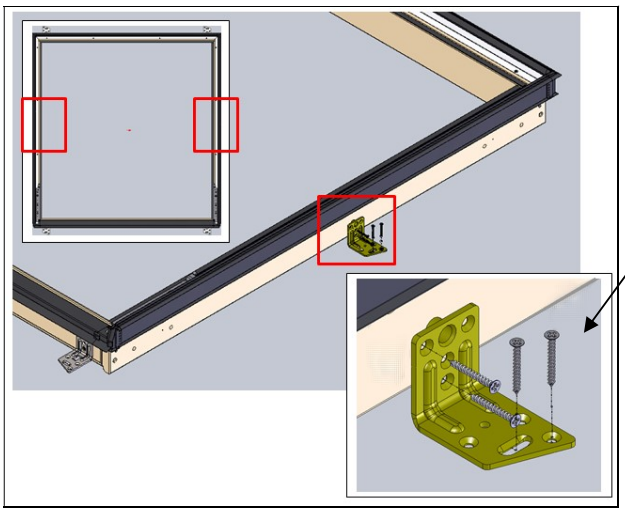

Uniquement pour le CERTITOIT 114/140

C. CALER ET FIXER LA FENETRE

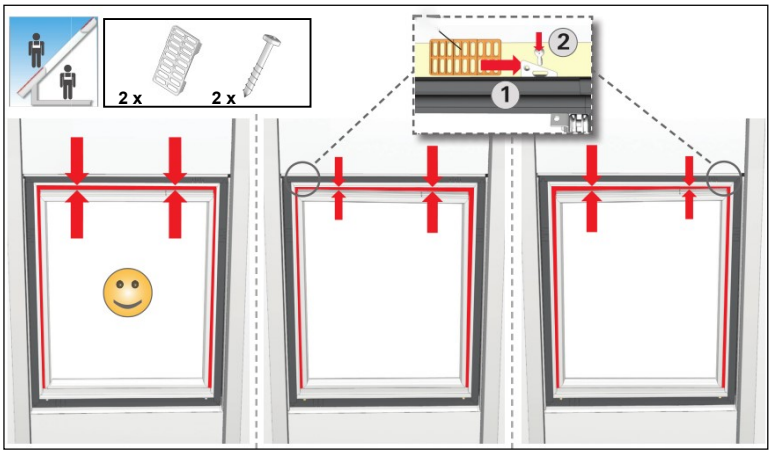

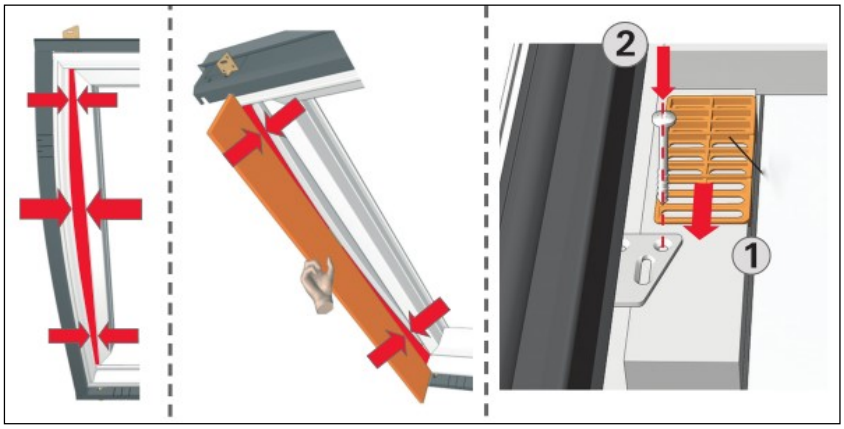

Parc SEGRO – ZAC de Lamirault – 42 rue de Lamirault – CS20762 – 77090 COLLEGIEN- Tél. : 01 60 37 79 50 – Fax. : 01 60 37 79 89

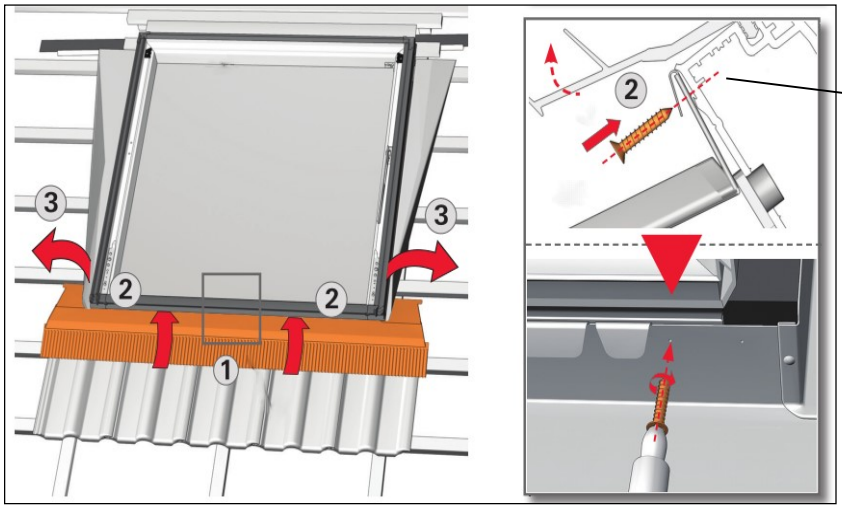

2 x Ø 4 * 20

D. FIXER L'OUVRANT

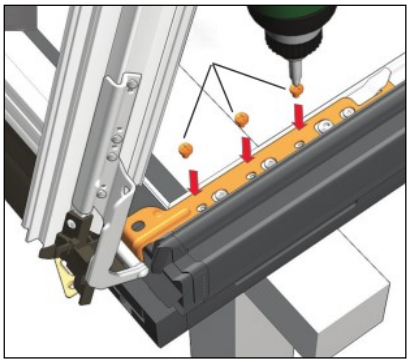

6 x M5*8

2 x



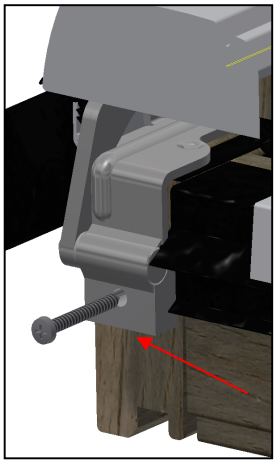

2 vis Ø 4,5 * 60

3. MISE EN PLACE DES VERINS ELECTRIQUES

2 x

CORPS SUR DORMANT

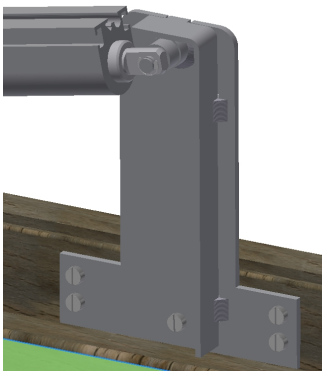

2 x M8 * 30



2 x

TIGE SUR OUVRANT



PREVOIR KIT 801 A MINIMUM NON FOURNI